

INDEPENDENT AUDITOR'S REPORT

To
The Members of Laurus Holdings Limited

Report on the Standalone Ind AS Financial Statements

Opinion

We have audited the accompanying financial statements of **Laurus Holdings Limited** ("the Company"), which comprise the Balance Sheet as at March 31, 2023, and the Statement of Profit and Loss (including Other Comprehensive Income), the Cash Flow Statement and the Statement of Changes in Equity for the year then ended, and a summary of significant accounting policies and other explanatory information.

In our opinion and to the best of our information and according to the explanations given to us, the aforesaid financial statements give the information required by the Companies Act, 2013 ("the Act") in the manner so required and give a true and fair view in conformity with the Indian Accounting Standards prescribed under section 133 of the Act read with the Companies (Indian Accounting Standards) Rules, 2015, as amended, ("Ind AS") and other accounting principles generally accepted in India, of the state of affairs of the Company as at March 31, 2023, and its financial performance, its cash flows and the changes in equity for the year ended on that date. These Audited Financial Statements is issued only for the limited purpose of incorporating in Consolidated Financial Statements and statutory filings.

Basis for Opinion

We conducted our audit of the financial statements in accordance with the Standards on Auditing specified under section 143(10) of the Act (SAs). Our responsibilities under those Standards are further described in the Auditor's Responsibility for the Audit of the Financial Statements section of our report. We are independent of the Company in accordance with the Code of Ethics issued by the Institute of Chartered Accountants of India (ICAI) together with the ethical requirements that are relevant to our audit of the financial statements under the provisions of the Act and the Rules made thereunder, and we have fulfilled our other ethical responsibilities in accordance with these requirements and the ICAI's Code of Ethics. We believe that the audit evidence obtained by us is sufficient and appropriate to provide a basis for our audit opinion on the financial statements.

Information Other than the Financial Statements and Auditor's Report Thereon

The Company's Board of Directors is responsible for the other information. The other information comprises the information included in the Management Discussion and Analysis, Board's report including annexures to Board's report, Business Responsibility report, Corporate Governance and Shareholder's Information, but does not include the standalone financial statements and our auditor's report thereon.

Our Opinion on the standalone Ind As financial statements does not cover the other information and we do not express any form of assurance conclusion thereon.

In connection with our audit of the standalone Ind As financial statements, our responsibility is to read the other information and, in doing so, consider whether the other information is materially inconsistent with the standalone Ind As financial statements or our knowledge obtained during the course of our audit or otherwise appears to be materially misstated.

If, based on the work we have performed, we conclude that there is material misstatement of this other information, we are required to report that fact. We have nothing to report in this regard.



Management's Responsibility for the Financial Statements

The Company's Board of Directors is responsible for the matters stated in section 134(5) of the Act with respect to the preparation of these financial statements that give a true and fair view of the financial position, financial performance including other comprehensive income, cash flows and changes in equity of the Company in accordance with the Ind AS and other accounting principles generally accepted in India. This responsibility also includes maintenance of adequate accounting records in accordance with the provisions of the Act for safeguarding the assets of the Company and for preventing and detecting frauds and other irregularities; selection and application of appropriate accounting policies; making judgments and estimates that are reasonable and prudent; and design, implementation and maintenance of adequate internal financial controls, that were operating effectively for ensuring the accuracy and completeness of the accounting records, relevant to the preparation and presentation of the financial statement that give a true and fair view and are free from material misstatement, whether due to fraud or error.

In preparing the financial statements, management is responsible for assessing the Company's ability to continue as a going concern, disclosing, as applicable, matters related to going concern and using the going concern basis of accounting unless management either intends to liquidate the Company or to cease operations, or has no realistic alternative but to do so.


Those Board of Directors are also responsible for overseeing the Company's financial reporting process.

Auditor's Responsibility for the Audit of the Financial Statements

Our objectives are to obtain reasonable assurance about whether the financial statements as a whole are free from material misstatement, whether due to fraud or error, and to issue an auditor's report that includes our opinion. Reasonable assurance is a high level of assurance, but is not a guarantee that an audit conducted in accordance with SAs will always detect a material misstatement when it exists. Misstatements can arise from fraud or error and are considered material if, individually or in the aggregate, they could reasonably be expected to influence the economic decisions of users taken on the basis of these financial statements.

As part of an audit in accordance with SAs, we exercise professional judgment and maintain professional skepticism throughout the audit. We also:

- Identify and assess the risks of material misstatement of the financial statements, whether due to fraud or error, design and perform audit procedures responsive to those risks, and obtain audit evidence that is sufficient and appropriate to provide a basis for our opinion. The risk of not detecting a material misstatement resulting from fraud is higher than for one resulting from error, as fraud may involve collusion, forgery, intentional omissions, misrepresentations, or the override of internal control.
- Obtain an understanding of internal financial control relevant to the audit in order to design audit procedures that are appropriate in the circumstances. Under section 143(3)(i) of the Act, we are also responsible for expressing our opinion on whether the Company has adequate internal financial controls system in place and the operating effectiveness of such controls.
- Evaluate the appropriateness of accounting policies used and the reasonableness of accounting estimates and related disclosures made by the management.
- Conclude on the appropriateness of management's use of the going concern basis of accounting and, based on the audit evidence obtained, whether a material uncertainty exists related to events or conditions that may cast significant doubt on the Company's ability to continue as a going concern. If we conclude that a material uncertainty exists, we are required to draw attention in our auditor's report to the related disclosures in the financial statements or, if such disclosures are inadequate, to modify our opinion. Our conclusions are based on the audit evidence obtained up to the date of our auditor's report. However, future events or conditions may cause the Company to cease to continue as a going concern.
- Evaluate the overall presentation, structure and content of the financial statements, including the disclosures, and whether the financial statements represent the underlying transactions and events in a manner that achieves fair presentation.



Materiality is the magnitude of misstatements in the financial statements that, individually or in aggregate, makes it probable that the economic decisions of a reasonably knowledgeable user of the financial statements may be influenced. We consider quantitative materiality and qualitative factors in (i) planning the scope of our audit work and in evaluating the results of our work; and (ii) to evaluate the effect of any identified misstatements in the financial statements.

We communicate with those charged with governance regarding, among other matters, the planned scope and timing of the audit and significant audit findings, including any significant deficiencies in internal control that we identify during our audit.

We also provide those charged with governance with a statement that we have complied with relevant ethical requirements regarding independence, and to communicate with them all relationships and other matters that may reasonably be thought to bear on our independence, and where applicable, related safeguards.

Report on Other Requirements

As required by Section 143(3) of the Act, based on our audit, we report that:

- a) We have sought and obtained all the information and explanations which to the best of our knowledge and belief were necessary for the purposes of our audit.
- b) In our opinion, proper books of account as required by law have been kept by the Company so far as it appears from our examination of those books.
- c) The Balance Sheet, the Statement of Profit and Loss including Other Comprehensive Income, the Cash Flow Statement and Statement of Changes in Equity dealt with by this Report are in agreement with the books of account.
- d) In our opinion, the aforesaid financial statements comply with the Ind AS specified under Section 133 of the Act.
- e) With respect to the other matters to be included in the Auditor's Report in accordance with Rule 11 of the Companies (Audit and Auditors) Rules, 2014, as amended in our opinion and to the best of our information and according to the explanations given to us:
 - (i) The Company does not have any pending litigations which would impact its financial position in its financial statements
 - (ii) The Company did not have any long-term contracts including derivative contracts for which there were any material foreseeable losses.
 - (iii) There were no amounts which were required to be transferred to the Investor Education and Protection Fund by the Company.



Limitation

This report is intended solely for the use by Laurus (Laurus Labs Limited) for the purpose of preparation of its consolidated financial statements for the year ended on 31st March, 2023 and should not be used for any other purpose without prior written consent

For R Krishna & Associates
Chartered Accountants
Firm Regn. No 013658S



M Rama Krishna

M Rama Krishna
Partner
M.no. 221908

UDIN: 23221908BGUEZW1788

Place: Hyderabad
Date: 20/04/2023

Laurus Holdings Limited
Balance Sheet as at March 31, 2023

	Notes	March 31, 2023 Amount in GBP	March 31, 2022 Amount in GBP	March 31, 2023 Amount in INR	March 31, 2022 Amount in INR
ASSETS					
Non Current Assets					
Property, Plant and Equipment	3	34,546	38,864	3,419,366	3,858,187
Investments	4	810,760	810,760	73,354,016	73,354,016
		845,306	849,624	76,773,382	77,212,203
Current Assets					
Financial Assets					
Trade receivables	5	208,643	1,656,644	21,202,574	164,460,683
Cash and cash equivalents	6	196,454	50,591	19,963,912	5,022,339
Other Current Assets	7	4,859	4,959	493,778	492,297
		409,956	1,712,194	41,660,264	169,975,319
Total Assets		1,255,262	2,561,818	118,433,646	247,187,522
EQUITY and LIABILITIES					
Shareholders' Funds					
Share Capital	8	850,000	850,000	77,897,649	77,897,649
Other Equity					
Retained earnings	9A	330,439	98,920	32,156,818	9,762,269
Other reserves	9B	-	-	775,569	(590,198)
Total Equity		1,180,439	948,920	110,830,036	87,069,720
Current Liabilities					
Financial Liabilities					
Trade Payables	10	20,516	1,599,615	2,084,862	158,799,154
Income tax liabilities	11	54,307	13,283	5,518,748	1,318,648
		74,823	1,612,898	7,603,610	160,117,802
Total Equity and Liabilities		1,255,262	2,561,818	118,433,646	247,187,522

The accompanying notes are an integral part of the financial statements.

As per our report of even date

For R Krishna & Associates

Chartered Accountants

ICAI Firm Registration Number: 013658S

M Rama Krishna

M Rama Krishna

Partner

Membership No : 221908



Place: Hyderabad

Date: April 20, 2023

For and on behalf of the Board of Directors

Laurus Holdings Limited

Dr. Satyanarayana Chava

Dr. Satyanarayana Chava

Director

V.V.Ravi Kumar

V.V.Ravi Kumar

Director



Place: Hyderabad

Date: April 20, 2023

Laurus Holdings Limited
Profit and Loss for the year ended March 31, 2023

	Notes	For the year ended March 31, 2023 Amount in GBP	For the year ended March 31, 2022 Amount in GBP	For the year ended March 31, 2023 Amount in INR	For the year ended March 31, 2022 Amount in INR
I. INCOME					
Revenue from Operations	12	6,189,540	1,414,408	598,707,648	143,891,477
Total Revenue (I)		6,189,540	1,414,408	598,707,648	143,891,477
II. EXPENSES					
Cost of Materials Consumed	13	4,909,560	749,288	474,896,586	76,227,059
Employee Benefits Expenses	14	365,162	380,705	35,321,732	38,730,141
Other Expenses	15	622,907	208,382	60,253,108	21,199,218
Total Expenses (II)		5,897,629	1,338,374	570,471,426	136,156,418
III. Earnings before Interest, Tax, Depreciation and Amortisation (EBITDA) (I-II)		291,911	76,033	28,236,222	7,735,059
Depreciation and Amortisation	3	4,318	4,318	417,695	439,303
Finance Expenses	16	1,767	1,802	170,920	183,322
IV. Profit/ (Loss) Before Tax for the year		285,826	69,913	27,647,607	7,112,434
V. Tax Expense					
Current Tax		54,307	13,283	5,253,058	1,351,315
Income tax expense		54,307	13,283	5,253,058	1,351,315
VI. Profit/ (Loss) for the year (IV-V)		231,519	56,630	22,394,549	5,761,119
Summary of significant accounting policies	2.1				

The accompanying notes are an integral part of the financial statements.
As per our report of even date

For R Krishna & Associates

Chartered Accountants

ICAI Firm Registration Number: 013658S

M Rama Krishna

M Rama Krishna

Partner

Membership No : 221908

Place: Hyderabad

Date: April 20, 2023



For and on behalf of the Board of Directors

Laurus Holdings Limited

Dr. Satyanarayana Chava

Dr. Satyanarayana Chava

Director

V.V. Ravi Kumar

V.V.Ravi Kumar

Director



Place: Hyderabad

Date: April 20, 2023

Laurus Holdings Limited
Cash flow Statement for the year ended March 31, 2023

Particulars	For the year ended March 31, 2023 Amount in GBP	For the year ended March 31, 2022 Amount in GBP	For the year ended March 31, 2023 Amount in INR	For the year ended March 31, 2022 Amount in INR
Profit Before Tax	285,826	69,913	27,647,607	7,112,434
Operating Profit Before Working Capital Changes	285,826	69,913	27,647,607	7,112,434
Foreign currency translation adjustments	-	-	1,478,962	(263,585)
Movement In Working Capital:				
Increase in Trade Receivables	1,448,001	(1,428,603)	143,258,109	(141,450,071)
Increase/ (Decrease) in Other Current Assets	100	40,486	(1,481)	4,093,380
Increase in Trade Payables	(1,574,781)	1,351,501	(156,275,471)	133,826,435
Cash Generated From Operations	159,147	33,297	16,107,727	3,318,593
Direct Taxes paid	(13,284)	(5,333)	(1,284,947)	(542,526)
Net Cash Flow from/ (used in) Operating Activities (A)	145,863	27,964	14,822,779	2,776,067
Cash Flow Used In Investing Activities				
Purchase of Investment	-	-	-	-
Net Cash Flow Used In Investing Activities (B)	-	-	-	-
Cash Flow From Financing Activities				
Proceeds from Issue of Equity Shares	-	-	-	-
Net Cash Flow From Financing Activities (C)	-	-	-	-
Net Increase/ (Decrease) in Cash and Cash Equivalents (A+B+C)	145,863	27,964	14,822,779	2,776,067
Cash and Cash Equivalents at the beginning of the Year	50,591	22,627	5,022,339	2,283,178
Effect of exchange differences on cash and cash equivalents	-	-	118,793	(36,905)
Cash and Cash Equivalents at the end of the Year	196,454	50,591	19,963,912	5,022,339
Notes:				
Components of Cash and Cash Equivalents:				
Balances with banks				
On current accounts	196,454	50,591	19,963,912	5,022,339
Total Cash and Cash Equivalents	196,454	50,591	19,963,912	5,022,339

The accompanying notes are an integral part of the financial statements.
As per our report of even date

For R Krishna & Associates
Chartered Accountants
ICAI Firm Registration Number: 013658S
M Rama Krishna
M Rama Krishna
Partner
Membership No : 221908



Place: Hyderabad
Date: April 20, 2023

For and on behalf of the Board of Directors
Laurus Holdings Limited

Dr. Satyanarayana Chava
Dr. Satyanarayana Chava
Director



V.V.Ravi Kumar
V.V.Ravi Kumar
Director

Place: Hyderabad
Date: April 20, 2023

Laurus Holdings Limited

Notes to the financial statements for the Year ended March 31, 2023

	For the year ended March 31, 2023 Amount in GBP	For the year ended March 31, 2022 Amount in GBP	For the year ended March 31, 2023 Amount in INR	For the year ended March 31, 2022 Amount in INR
4. Investments				
- 10,000 Equity Shares of USD 100 each fully paid-up in Laurus Generics Inc.	765,670	765,670	69,274,430	69,274,430
- 500 Equity Shares of EURO 100 each fully paid-up in Laurus Generics GmbH	45,090	45,090	4,079,586	4,079,586
	810,760	810,760	73,354,016	73,354,016
5. Trade Receivables				
Advance given to Amino Chemicals	-	1,626,023	-	161,420,833
Receivable from related parties	208,643	30,621	21,202,574	3,039,850
	208,643	1,656,644	21,202,574	164,460,683
Trade Receivables ageing schedule for the year ended March 31,2023: Amount in GBP				
Particulars	Not Due	Outstanding from due date of payment		
		Less than 6 months	6 months - 1 year	Total
i) Undisputed Trade receivables - considered good	208,643	-	-	208,643
ii) Undisputed Trade receivables - which have significant increase in credit risk	-	-	-	-
iii) Undisputed Trade receivables - credit impaired	-	-	-	-
Total	208,643	-	-	208,643
Trade Receivables ageing schedule for the year ended March 31,2022: Amount in INR				
Particulars	Not Due	Outstanding from due date of payment		
		Less than 6 months	6 months - 1 year	Total
i) Undisputed Trade receivables - considered good	21,202,574	-	-	21,202,574
ii) Undisputed Trade receivables - which have significant increase in credit risk	-	-	-	-
iii) Undisputed Trade receivables - credit impaired	-	-	-	-
Total	21,202,574	-	-	21,202,574
Trade Receivables ageing schedule for the year ended March 31,2022: Amount in GBP				
Particulars	Not Due	Outstanding from due date of payment		
		Less than 6 months	6 months - 1 Period	1- 2 Periods
i) Undisputed Trade receivables - considered good	30,621	837,133	788,890	1,656,644
ii) Undisputed Trade receivables - which have significant increase in credit risk	-	-	-	-
iii) Undisputed Trade receivables - credit impaired	-	-	-	-
Total	30,621	837,133	788,890	1,656,644
Trade Receivables ageing schedule for the year ended March 31,2022: Amount in INR				
Particulars	Not Due	Outstanding from due date of payment		
		Less than 6 months	6 months - 1 Period	1- 2 Periods
i) Undisputed Trade receivables - considered good	3,039,850	83,105,080	78,315,753	164,460,683
ii) Undisputed Trade receivables - which have significant increase in credit risk	-	-	-	-
iii) Undisputed Trade receivables - credit impaired	-	-	-	-
Total	3,039,850	83,105,080	78,315,753	164,460,683
6. Cash and cash equivalents				
Cash and Cash Equivalents				
Balances with Banks	196,454	50,591	19,963,912	5,022,339
- On Current Accounts	196,454	50,591	19,963,912	5,022,339
7. Financial Assets				
Other Assets				
Current (unsecured, considered good unless otherwise stated)				
Prepayments	4,500	4,591	457,296	455,764
Balances with Statutory/ Government Authorities	359	368	36,482	36,533
	4,859	4,959	493,778	492,297
8. Share Capital				
Issued, Subscribed and Paid Up				
8,500 Equity share of GBP 100 (March 31, 2022 8,500) Equity shares)each fully paid up	850,000	850,000	77,897,649	77,897,649
	850,000	850,000	77,897,649	77,897,649
9. Other Equity				
9A. Retained Earnings				
Opening balance	98,920	42,290	9,762,269	4,001,150
Add : Profit for the Year	231,519	56,630	22,394,549	5,761,119
Net surplus in the Statement of profit and loss	330,439	98,920	32,156,818	9,762,269
9B. Foreign currency translation reserve				
Balance as per last financial statements	-	-	(590,198)	(317,974)
Current Period Foreign Currency Translation Reserve (FCTNR)	-	-	1,365,767	(272,224)
Closing at the end of Year	-	-	775,569	(590,198)
Closing at the end of Year	330,439	98,920	32,932,387	9,172,071



Laurus Holdings Limited

Notes to the financial statements for the Year ended March 31, 2023

	For the year ended March 31, 2023 Amount in GBP	For the year ended March 31, 2022 Amount in GBP	For the year ended March 31, 2023 Amount in INR	For the year ended March 31, 2022 Amount in INR
10. Trade Payables				
- Outstanding dues to creditors other than micro enterprises and small enterprises	20,516	18,234	2,084,862	1,810,150
- Outstanding dues to related parties	-	1,581,381	-	156,989,004
	<u>20,516</u>	<u>1,599,615</u>	<u>2,084,862</u>	<u>158,799,154</u>

Trade Payables ageing schedule for the year ended March 31, 2023 - Amount in GBP

Particulars	Not due	Outstanding from due date of payment		
		Less than 1 year	1-2 year	Total
i) MSME				-
ii) Others	20,516	-	-	20,516
Total	20,516	-	-	20,516

Trade Payables ageing schedule for the year ended March 31, 2023 - Amount in INR

Particulars	Not due	Outstanding from due date of payment		
		Less than 1 year	1-2 year	Total
i) MSME	-	-	-	-
ii) Others	2,084,862	-	-	2,084,862
Total	2,084,862	-	-	2,084,862

Trade Payables ageing schedule for the year ended March 31, 2022 - Amount in GBP

Particulars	Not due	Outstanding from due date of payment		
		Less than 1 year	1-2 year	Total
i) MSME				-
ii) Others	18,234	1,581,381	-	1,599,615
Total	18,234	1,581,381	-	1,599,615

Trade Payables ageing schedule for the year ended March 31, 2022 - Amount in INR

Particulars	Not due	Outstanding from due date of payment		
		Less than 1 year	1-2 year	Total
i) MSME	-	-	-	-
ii) Others	1,810,150	156,989,004	-	158,799,154
Total	1,810,150	156,989,004	-	158,799,154

11. Income tax liabilities

Provision for taxes (net)	54,307	13,283	5,518,748	1,318,648
	<u>54,307</u>	<u>13,283</u>	<u>5,518,748</u>	<u>1,318,648</u>

12. Revenue from Operations

Sale of Products	5,754,656	954,644	556,641,781	97,118,452
Sale of Services	434,884	459,764	42,065,867	46,773,025
Revenue from Operations	6,189,540	1,414,408	598,707,648	143,891,477

Reconciliation of revenue from sale of products with the contracted price:

Revenue as per contracted price, net of returns	5,754,656	954,644	556,641,781	97,118,452
Chargebacks, rebates and discounts	-	-	-	-
Profit sharing adjustments	-	-	-	-
Total revenue from contracts with customers	5,754,656	954,644	556,641,781	97,118,452

13. Cost of Materials Consumed

Raw Materials Consumed				
Opening stock at the beginning of the year	-	-	-	-
Add : Purchases	4,909,560	749,288	474,896,586	76,227,059
Less : Closing stock at the end of the year	-	-	-	-
Cost of Materials Consumed	4,909,560	749,288	474,896,586	76,227,059

14. Employee Benefits Expenses

Salaries, allowances and wages	365,162	380,705	35,321,732	38,730,141
	<u>365,162</u>	<u>380,705</u>	<u>35,321,732</u>	<u>38,730,141</u>

15. Other Expenses

Rent	18,000	15,850	1,741,121	1,612,463
Insurance	91	652	8,802	66,330
Office Expenses	15,938	14,258	1,541,666	1,450,505
Consultancy and other professional charges	4,121	16,067	398,620	1,634,539
Travelling and conveyance	4,191	3,193	405,391	324,832
Business Support Services	557,364	157,624	53,913,204	16,035,470
Communication expenses	589	738	56,973	75,079
Net Forex loss/Gain	22,613	-	2,187,331	-
	<u>622,907</u>	<u>208,382</u>	<u>60,253,108</u>	<u>21,199,218</u>

16. Finance Expenses

Bank charges	1,767	1,802	170,920	183,322
	<u>1,767</u>	<u>1,802</u>	<u>170,920</u>	<u>183,322</u>



(Handwritten signature)



Laurus Holding Limited

Notes to the financial statements for the Year ended March 31, 2023

3. Property, plant and equipment

Particulars	Amount in GBP		Amount in INR	
	Furniture and Fixtures	Total Property, plant and equipment	Furniture and Fixtures	Total Property, plant and equipment
As at March 31, 2021	-	-	-	-
Additions	43,182	43,182	4,286,870.40	4,286,870
Disposals	-	-	-	-
Exchange Difference	-	-	-	-
As at March 31, 2022	43,182	43,182	4,286,870	4,286,870
Additions	-	-	-	-
Disposals	-	-	-	-
Exchange Difference	-	-	-	-
As at March 31, 2023	43,182	43,182	4,286,870	4,286,870
Depreciation				
As at March 31, 2021	-	-	-	-
Charge for the Year	4,318	4,318	439,303	439,303
Disposals	-	-	-	-
Exchange Difference	-	-	(10,620)	(10,620)
As at March 31, 2022	4,318	4,318	428,683	428,683
Charge for the Year	4,318	4,318	417,695	417,695
Disposals	-	-	-	-
Exchange Difference	-	-	21,126	21,126
As at March 31, 2023	8,636	8,636	867,504	867,504
Net Block				
As at March 31, 2021	-	-	-	-
As at March 31, 2022	38,864	38,864	3,858,187	3,858,187
As at March 31, 2023	34,546	34,546	3,419,366	3,419,366



[Handwritten signature]



Laurus Holdings Limited

Notes to the financial statements for the Year ended March 31, 2023

1. Corporate information

Laurus Holding Limited offers wide range of business support services in the fields of Pharmaceuticals and related services to the global Pharmaceutical community, incorporated under the Companies Act 2006 as a private company, that the company is limited by shares, and the situation of its registered office is in England and Wales.

2. Significant accounting policies

2.1 Basis of preparation

(a) The financial statements of the Company have been prepared in accordance with the generally accepted accounting principles in India. The financial statements have been prepared on an accrual basis and under the historical cost convention.

The financial statements have been prepared on a historical cost basis, except for the following assets and liabilities which have been measured at fair

2.2 Summary of significant accounting policies

(a) Use of Estimates

The preparation of financial statements in conformity with Indian Accounting Standards requires the Management to make judgements, estimates and assumptions that affect the reported amounts of revenues, expenses, assets and liabilities and the disclosure of contingent liabilities, at the end of the reporting Period. Although these estimates are based on the Management's best knowledge of current events and actions, uncertainty about these assumptions and estimates could result in the outcome requiring a material adjustment to the carrying amounts of assets or liabilities in future Periods.

- Expected to be realised or intended to be sold or consumed in normal operating cycle
- Held primarily for the purpose of trading
- Expected to be realised within twelve months after the reporting Period, or
- Cash or cash equivalent unless restricted from being exchanged or used to settle a liability for at least twelve months after the reporting Period

All other assets are classified as non-current.

A liability is current when:

- It is expected to be settled in normal operating cycle
- It is held primarily for the purpose of trading
- It is due to be settled within twelve months after the reporting Period, or
- There is no unconditional right to defer the settlement of the liability for at least twelve months after the reporting Period

The Company classifies all other liabilities as non-current.

Deferred tax assets and liabilities are classified as non-current assets and liabilities.

The operating cycle is the time between the acquisition of assets for processing and their realisation in cash and cash equivalents. The Company has identified twelve months as its operating cycle.

(b) Foreign currencies

The financial statements are presented in Indian rupees, which is the functional currency of the Company and the currency of the primary economic environment in which the Company operates.

Transactions and balances

Transactions in foreign currencies are initially recorded by the Company at its functional currency spot rates at the date the transaction first qualifies for recognition. Monetary assets and liabilities denominated in foreign currencies are translated at the functional currency spot rates of exchange at the reporting date.

Exchange differences arising on settlement or translation of monetary items are recognised in profit or loss with the exception of the following:

- Exchange differences arising on monetary items that are designated as part of the hedge of the Company's net Investment of A foreign operation. These are recognised in OCI until the net Investment is disposed of, at which time, the cumulative amount is reclassified to profit or loss.
- Tax charges and credits attributable to exchange differences on those monetary items are also recorded in OCI.

Non-monetary items that are measured in terms of historical cost in a foreign currency are translated using the exchange rates at the dates of the initial transactions. Non-monetary items measured at fair value in a foreign currency are translated using the exchange rates at the date when the fair value is determined. The gain or loss arising on translation of non-monetary items measured at fair value is treated in line with the recognition of the gain or loss on the change in fair value of the item (i.e., translation differences on items whose fair value gain or loss is recognised in OCI or profit or loss are also recognised in OCI or profit or loss, respectively).

(c) Fair value measurement

The Company measures financial instruments, such as, derivatives at fair value at each balance sheet date.

Fair value is the price that would be received to sell an asset or paid to transfer a liability in an orderly transaction between market participants at the measurement date. The fair value measurement is based on the presumption that the transaction to sell the asset or transfer the liability takes place either:

- In the principal market for the asset or liability, or
- In the absence of a principal market, in the most advantageous market for the asset or liability

The principal or the most advantageous market must be accessible by the Company.

The fair value of an asset or a liability is measured using the assumptions that market participants would use when pricing the asset or liability, assuming that market participants act in their economic best interest.

A fair value measurement of a non-financial asset takes into account a market participant's ability to generate economic benefits by using the asset in its highest and best use or by selling it to another market participant that would use the asset in its highest and best use.

All assets and liabilities for which fair value is measured or disclosed in the financial statements are categorised within the fair value hierarchy, described as follows, based on the lowest level input that is significant to the fair value measurement as a whole:

- Level 1: Quoted (unadjusted) market prices in active markets for identical assets or liabilities
- Level 2: Valuation techniques for which the lowest level input that is significant to the fair value measurement is directly or indirectly observable
- Level 3: Valuation techniques for which the lowest level input that is significant to the fair value measurement is unobservable

For assets and liabilities that are recognised in the financial statements on a recurring basis, the Company determines whether transfers have occurred between levels in the hierarchy by re-assessing categorisation (based on the lowest level input that is significant to the fair value measurement as a whole) at the end of each reporting Period.

For the purpose of fair value disclosures, the Company has determined classes of assets and liabilities on the basis of the nature, characteristics and risks of the asset or liability and the level of the fair value hierarchy as explained above.



Laurus Holdings Limited

Notes to the financial statements for the Year ended March 31, 2023

(d) Revenue recognition

Revenue is recognised to the extent that it is probable that the economic benefits will flow to the Company and the revenue can be reliably measured. The following specific recognition criteria must also be met before revenue is recognised.

The specific recognition criteria described below must also be met before revenue is recognised.

Sale of services

Revenue from operations is recognised in accordance with the terms of the relevant contracts with customers and when the agreed milestones are achieved, which are substantiated by the performance of related service work.

Interest income

For all debt financial instruments measured either at amortised cost or at fair value through other comprehensive income, interest income is recorded using the effective interest rate (EIR). EIR is the rate that exactly discounts the estimated future cash payments or receipts over the expected life of the financial instrument or a shorter Period, where appropriate, to the gross carrying amount of the financial asset or to the amortised cost of a financial liability. Interest income is included in other income in the statement of profit and loss.

Dividends

Revenue is recognised when the Company's right to receive the payment is established, which is generally when shareholders approve the dividend.

Export incentives

Export incentives are recognised as income when the right to receive credit as per the terms of the scheme is established in respect of the exports made and where there is no significant uncertainty regarding the ultimate collection of the relevant export proceeds.

(e) Taxes

Current income tax

Current income tax assets and liabilities are measured at the amount expected to be recovered from or paid to the taxation authorities. The tax rates and tax laws used to compute the amount are those that are enacted or substantively enacted, at the reporting date in the countries where the Company operates and generates taxable income.

Management Periodically evaluates positions taken in the tax returns with respect to situations in which applicable tax regulations are subject to interpretation and establishes provision where appropriate.

Deferred tax

Deferred tax is provided using the liability method on temporary differences between the tax bases of assets and liabilities and their carrying amounts for financial reporting purposes at the reporting date.

Deferred tax liabilities are recognised for all taxable temporary differences.

Deferred tax assets are recognised for all deductible temporary differences, the carry forward of unused tax credits and any unused tax losses. Deferred tax assets are recognised to the extent that it is probable that taxable profit will be available against which the deductible temporary differences, and the carry forward of unused tax credits and unused tax losses can be utilized.

The carrying amount of deferred tax assets is reviewed at each reporting date and reduced to the extent that it is no longer probable that sufficient taxable profit will be available to allow all or part of the deferred tax asset to be utilised. Unrecognised deferred tax assets are re-assessed at each reporting date and are recognised to the extent that it has become probable that future taxable profits will allow the deferred tax asset to be recovered.

Deferred tax assets and liabilities are measured at the tax rates that are expected to apply in the Period when the asset is realised or the liability is settled, based on tax rates and tax laws that have been enacted or substantively enacted at the reporting date.

Deferred tax relating to items recognised outside profit or loss is recognised outside profit or loss (either in other comprehensive income or in equity). Deferred tax items are recognised in correlation to the underlying transaction either in OCI or directly in equity.

Deferred tax assets and deferred tax liabilities are offset if a legally enforceable right exists to set off current tax assets against current tax liabilities and the deferred taxes relate to the same taxable entity and the same taxation authority.

(f) Property, plant and equipment

Tangible Fixed assets are stated at cost, net of accumulated depreciation and accumulated impairment losses, if any. The cost comprises purchase price, borrowing costs if capitalisation criteria are met and directly attributable cost of bringing the asset to its working condition for the intended use. Any trade discounts and rebates are deducted in arriving at the purchase price.

Capital work in progress, Property, plant and equipment is stated at cost, net of accumulated depreciation and accumulated impairment losses, if any. Such cost includes the cost of replacing part of the plant and equipment and borrowing costs for long-term construction projects if the recognition criteria are met. When significant parts of plant and equipment are required to be replaced at intervals, the Company depreciates them separately based on their specific useful lives. All other repair and maintenance costs are recognised in profit or loss as incurred.

Subsequent expenditure related to an item of property, plant and equipment is added to its book value only if it increases the future benefits from the existing asset beyond its previously assessed standard of performance or extends its estimated useful life. All other expenses on existing property, plant and equipment, including day-to-day repair and maintenance expenditure and cost of replacing parts, are charged to the statement of profit and loss for the Period during which such expenses are incurred.

Depreciation is calculated on a straight-line basis over the estimated useful lives of the assets as follows:

Factory buildings	:	30 Years
Other buildings	:	60 Years
Plant and equipment	:	5 to 20 Years
Furniture and fixtures	:	10 Years
Vehicles	:	5 Years
Computers	:	3 to 6 Years

The Company, based on technical assessment and management estimate, depreciates certain items of plant and equipment and vehicles over estimated useful lives which are different from the useful life prescribed in Schedule II to the Companies Act, 2013. The management believes that these estimated useful lives are realistic and reflect fair approximation of the Period over which the assets are likely to be used.

An item of property, plant and equipment and any significant part initially recognised is derecognised upon disposal or when no future economic benefits are expected from its use or disposal. Any gain or loss arising on derecognition of the asset (calculated as the difference between the net disposal proceeds and the carrying amount of the asset) is included in the income statement when the asset is derecognised.

The residual value, useful lives and methods of depreciation of property, plant and equipment are reviewed at each financial Period end and adjusted prospectively, if appropriate.



Laurus Holdings Limited

Notes to the financial statements for the Year ended March 31, 2023

(g) Intangible assets

Computer Software

Costs relating to software, which is acquired, are capitalised and amortised on a straight-line basis over their estimated useful lives of five Periods.

Gains or losses arising from derecognition of an intangible asset are measured as the difference between the net disposal proceeds and the carrying amount of the asset and are recognised in the statement of profit or loss when the asset is derecognised.

(h) Leases

The determination of whether an arrangement is (or contains) a lease is based on the substance of the arrangement at the inception of the lease. The arrangement is, or contains, a lease if fulfilment of the arrangement is dependent on the use of a specific asset or assets and the arrangement conveys a right to use the asset or assets, even if that right is not explicitly specified in an arrangement.

For arrangements entered into prior to 1 April 2015, the Company has determined whether the arrangement contain lease on the basis of facts and circumstances existing on the date of transition.

Company as a lessee

A lease is classified at the inception date as a finance lease or an operating lease. A lease that transfers substantially all the risks and rewards incidental to ownership to the Company is classified as a finance lease.

Operating lease payments are recognised as an expense in the statement of profit and loss on a straight-line basis over the lease term.

Company as a lessor

Leases in which the Company does not transfer substantially all the risks and rewards of ownership of an asset are classified as operating leases. Rental income from operating lease is recognised on a straight-line basis over the term of the relevant lease. Initial direct costs incurred in negotiating and arranging an operating lease are added to the carrying amount of the leased asset and recognised over the lease term on the same basis as rental income.

Leases are classified as finance leases when substantially all of the risks and rewards of ownership transfer from the Company to the lessee. Amounts due from lessees under finance leases are recorded as receivables at the Company's net investment in the leases. Finance lease income is allocated to accounting Periods so as to reflect a constant Periodic rate of return on the net investment outstanding in respect of the lease.

(i) Borrowing costs

Borrowing costs directly attributable to the acquisition, construction or production of an asset that necessarily takes a substantial Period of time to get ready for its intended use or sale are capitalised as part of the cost of the asset. All other borrowing costs are expensed in the Period in which they occur. Borrowing costs consist of interest and other costs that an entity incurs in connection with the borrowing of funds. Borrowing cost also includes exchange differences to the extent regarded as an adjustment to the borrowing costs.

(j) Cash and cash equivalents

Cash and cash equivalents for the purposes of the cash flow statement comprise cash at bank and in hand and short-term investments with an original maturity of three months or less.

For the purpose of the statement of cash flows, cash and cash equivalents consist of cash and short-term deposits, as defined above, net of outstanding bank overdrafts as they are considered an integral part of the Company's cash management.

(k) Measurement of EBITDA

The Company has elected to present earnings before interest, tax, depreciation and amortisation (EBITDA) as a separate line item on the face of the statement of profit and loss. The Company measures EBITDA on the basis of profit/ (loss) from continuing operations and does not include depreciation and amortisation expense, finance costs and tax expense.

(l) Foreign currency translation

The company converted the standalone Ind AS financial statements for presentation purposes from the relevant currency i.e GBP for the business into the presentation currency (INR). The average foreign currency rate applied was 96.7289361INR/GBP for profit and loss account transactions. The closing foreign currency rate applied was 101.621304 INR/GBP for Balance sheet items. The equity was translated with a historical foreign currency rate. The resulting translation difference is presented in the retained earnings as a foreign currency translation reserve.

Related Party Transactions

Names of related parties and description of relationship

	March 31, 2023	March 31, 2022	March 31, 2023	March 31, 2022
	Amount in GBP	Amount in GBP	Amount in INR	Amount in INR
Holding Company				
i) Laurus Labs Limited				
Transactions during the Year				
Business Support Services-Income	434,884	459,764	42,065,867	46,773,025
Business Support Services-Expenses	557,364	157,624	53,913,204	16,035,470
Trade Advance received	-	110,924	-	11,284,618
b) Subsidiary Companies				
Transactions during the Year				
i) Laurus Generics Inc				
Advance Received	-	1,312,833	-	133,558,022
Closing Balances				
i) Laurus Generics Inc				
Trade Payables (Trade Advance)	-	1,312,833	-	133,558,022
ii) Laurus Labs Limited				
Trade Receivable	208,643	30,621	21,202,574	3,039,850
Trade Payables (Business Support Services)	-	157,624	-	15,647,824
Trade Payables	-	110,924	-	11,011,821

For R Krishna & Associates

Chartered Accountants

ICAI Firm Registration Number: 013658S


M Rama Krishna
Partner
Membership No : 221908





Place: Hyderabad

Date: April 20, 2023

For and on behalf of the Board of Directors

Laurus Holdings Limited


Dr. Satyanarayana Chava
Director


V.V.Ravi Kumar
Director



Place: Hyderabad

Date: April 20, 2023